



Trijicon

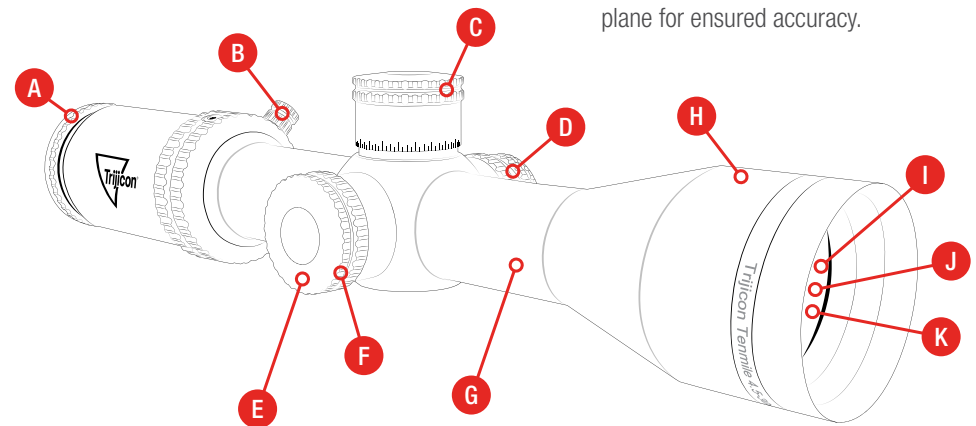
Tenmile™

WORRY ABOUT THE WIND, YOUR BREATHING AND YOUR TRIGGER PRESS. NOT YOUR RIFLESCOPE.

Keep pushing your long-range limits with the Trijicon Tenmile™ riflescope. Specifically designed for refined shooters, all Tenmile models ensure accuracy and precision at extreme distances, letting you choose the focal plane and reticle design you trust the most. You can also expect proven Trijicon durability and clarity.

Features and Benefits

- A Easy-Focus Eyepiece**
Diopter accommodates the shooter's individual prescription.
- B Re-Positionable Magnification Lever**
Accommodates different shooting positions and rifle configurations.
- C Optimal Flexibility**
Generous windage and elevation adjustment for maximum total travel.
- D Confident Aiming in Any Light**
User-selectable LED brightness settings with an "off" in between each setting to adapt to any environment.
- E Quick & Easy Adjustments**
Crisp, precise, windage/elevation adjusters require no tools and are designed to prevent accidental shift.
- F Purpose-Driven Design**
Matte finish and easy-grip controls for fast, intuitive adjustments.
- G Increased Adjuster Range**
30mm and 34mm tube sizes offer increased durability and adjuster range.
- H Ultra Durable for Ensured Reliability**
Ruggedized design engineered to withstand extreme conditions and tested to military standards and protocols.
- I Edge-to-Edge Clarity**
Fully multi-coated, broadband, anti-reflective glass provides excellent light transmission, true detail and color, with zero distortion.
- J "Both-Eyes-Open" Shooting**
Illuminated reticles provide a clear aiming point that draws the shooter's eye for fast engagement.
- K Pinpoint Aiming in Any Condition**
Precise milling and holdover reticles available in first or second focal plane for ensured accuracy.



Specifications



	3-18x44 (TM1844 Series)	4-24x50 (TM42450 Series)	4.5-30x56 (TM3056 Series)
Eye Relief	3.4 – 3.9 in. 87 – 100mm	3.1 – 3.8 in. 78 – 96mm	3.2 – 3.8 in. 82 – 97mm
Exit Pupil	0.45 – 0.09 in. 11.4 – 2.4mm	0.33 – 0.08 in. 8.5 – 2.1mm	0.35 – 0.07 in. 8.8 – 1.9mm
Field of View (@ 100 yd.) (@ 100m) (degrees)	35.3 – 5.9 ft. 11.8 – 2.0m 6.73° – 1.12°	28.5 – 4.7 ft. 9.5 – 1.6m 5.43° – 0.91°	24.7 – 3.7 ft. 8.2 – 1.2m 4.7° – 0.7°
Focal Plane	First	Second	First / Second
Adjuster Style	Exposed / Capped	Exposed / Capped	Exposed / Capped
Adjustments	1/4 MOA Per Click	0.1 MRAD Per Click	1/4 MOA Per Click 0.1 MRAD Per Click
Adjustment Range Total Travel	60 MOA	29 MRAD Elevation 20 MRAD Windage	100 MOA / 29.1 MRAD Elevation 50 MOA / 14.5 MRAD Windage
Parallax Adjustment Range	15 yds. to Infinity	10 yds. to Infinity	20 yds. to Infinity
Finish	Matte	Matte	Matte
Dimensions (L x W x H)	15.02 x 3.26 x 2.4 in.	14.45 x 3.26 x 2.37 in.	14.23 – 14.33 x 3.63 x 2.9 in.
Weight	24.4 oz.	25.7 oz.	36 oz.
Illumination Source	LED Powered by a CR2032 Lithium Battery	LED Powered by a CR2032 Lithium Battery	LED Powered by a CR2032 Lithium Battery
Tube Diameter	30mm	30mm	34mm



	5-25x50 (TM2550 Series)	5-50x56 (TM5056 Series)	6-24x50 (TM62450 Series)
Eye Relief	2.9 – 3.9 in. 73 – 99mm	3.5 – 3.9 in. 89 – 100mm	3.1 – 3.8 in. 79 – 96mm
Exit Pupil	0.39 – 0.08 in. 10.0 – 2.0mm	0.28 – 0.04 in. 7.2 – 1.1mm	0.29 – 0.08 in. 7.5 – 2.1mm
Field of View (@ 100 yd.) (@ 100m) (degrees)	20.1 – 4.0 ft. 6.7 – 1.3m 3.83° – 0.77°	21.2 – 2.1 ft. 7.1 – 0.7m 4.0° – 0.41°	19.0 – 4.7 ft. 6.3 – 1.6m 3.62° – 0.91°
Focal Plane	Second	Second	Second
Adjuster Style	Exposed / Capped	Exposed / Capped	Capped
Adjustments	0.1 MRAD Per Click	1/8 MOA Per Click 0.05 MRAD Per Click	1/4 MOA Per Click
Adjustment Range Total Travel	14.5 MRAD Elevation 11.6 MRAD Windage	100 MOA / 29.1 MRAD Elevation 50 MOA / 14.5 MRAD Windage	20.4 MRAD Total Travel
Parallax Adjustment Range	25 yds. to Infinity	10 yds. to Infinity	10 yds. to Infinity
Finish	Matte	Matte	Matte
Dimensions (L x W x H)	13.5 x 3.3 x 2.8 in.	16 x 3.6 x 2.9 in.	14.45 x 3.05 x 2.14 in.
Weight	25.6 oz.	38.4 oz.	24.9 oz.
Illumination Source	LED Powered by a CR2032 Lithium Battery	LED Powered by a CR2032 Lithium Battery	LED Powered by a CR2032 Lithium Battery
Tube Diameter	30mm	34mm	30mm

3-18x44



MRAD Precision Tree

First Focal Plane (FFP) MRAD Precision Tree, 30mm Tube, Exposed Elevation Adjuster with Return-to-Zero Feature

Matte Black: ■ TM1844-C-3000002

4-24x50

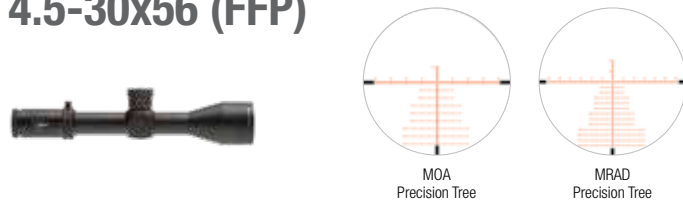


MRAD Ranging

MRAD Ranging LED Dot, 30 mm Tube, Exposed Elevation Adjuster with Return-to-Zero Feature

Matte Black: ■ TM42450 -C-3000007 ■ TM42450 -C-3000008

4.5-30x56 (FFP)



MOA Precision Tree

MRAD Precision Tree

First Focal Plane (FFP) MOA Precision Tree, 34mm Tube, Exposed Elevation Adjuster with Return-to-Zero Feature

Matte Black: ■ TM3056-C-3000012

First Focal Plane (FFP) MRAD Precision Tree, 34mm Tube, Exposed Elevation Adjuster with Return-to-Zero Feature

Matte Black: ■ TM3056-C-3000013

4.5-30x56 (SFP)



MOA Long Range

MRAD Long Range

Second Focal Plane (SFP) MOA Long Range, 34mm Tube, Exposed Elevation Adjuster with Return-to-Zero Feature

Matte Black: ■ TM3056-C-3000014

Second Focal Plane (SFP) MRAD Long Range, 34mm Tube, Exposed Elevation Adjuster with Return-to-Zero Feature

Matte Black: ■ TM3056-C-3000015

5-25x50




MRAD Center Dot

MRAD Center Dot, 30mm Tube, Exposed Elevation Adjuster with Return-to-Zero Feature

Matte Black: ■ TM2550-C-3000011

5-50x56



MOA Long Range

MRAD Center Dot with Wind Holds

MOA Long Range, 34mm Tube, Exposed Elevation Adjuster with Return-to-Zero Feature

Matte Black: ■ TM5056-C-3000016

MRAD Center Dot w/ Wind Holds, 34mm Tube, Exposed Elevation Adjuster with Return-to-Zero Feature

Matte Black: ■ TM5056-C-3000017

6-24x50



LED Dot MRAD Ranging

LED Dot MRAD Ranging, 30mm Tube, Low Capped Adjusters

Matte Black: ■ TM62450-C-3000005 ■ TM62450-C-3000006