

SCHMIDT BENDER

CATALOGUE

2018/2019

PRECISION MAKES THE DIFFERENCE!

Fascination Hunting | Mission Police & Military | Passion Competition



f.l.t.r. Werner Schmidt, Helmut Bender, Richard Schäfer, Dieter Seipp, Werner Schmidt & Helmut Schmidt

Schmidt & Bender ...

... a long track record as pioneers in Quality & Precision, Tradition & Innovation. Synonymous as a company with a global name for high-quality scopes. Only those who set challenges will experience the performance levels that only Schmidt & Bender development and production can achieve. Time after time, Schmidt & Bender sets the benchmark against the best in the sector. And does so very successfully. The aim of our development work is to produce first in industry innovations with uncompromising quality optics. The outcome is manifestly the highest standards of quality in all categories of scope development: Scopes that set new technical standards, and precision devices that impressively demonstrate our philosophy, 'Precision makes the difference'.

Those committed to quality,

will be delighted by Schmidt & Bender scopes – to suit the aims of hunting, police & military or sporting people. They deliver this conviction through superior technology, but also through ultimate standards of quality.



10 Polar T96



- Extremely high light transmission of at least 96%
- Reticle in 1st and 2nd focal plane

12 Stratos



- 5x zoom scope for all hunting applications
- Consistent contrast over the full field of view

14 Exos



- Elegant and slim 8x zoom scope
- Integrated parallax free FlashDot sight in „CC-Mode“

16 Zenith



- 4x zoom scope for all hunting applications
- Established optics design with brilliant picture quality

18 Klassik



- 4x zoom scope for raised seat and more hunting applications
- Usable in low light with up to 95% light transmission

28 PM II Ultra Bright



- Best optical brilliance with at least 96% light transmission
- Ideal for target identification and tactical applications

30 PM II High Power



- 9x zoom scope for ultra long range shooting
- In use with demanding US SOCOM forces

32 PM II Ultra Short



- Extremely short scope for use with night vision adapters
- Compact design with ultra-flat and locking BDC turrets

34 PM II ShortDot



- Ideal scope for use on assault rifles
- Large field of view for quick target recognition

36 PM II



- In use with worldwide Police, Military and special forces
- Large variety of turrets and reticles in 1st and 2nd focal plane

39 PM II Digital



- Display external data into the field of view
- Such as distances or wind speed

COMPETITION




42 Field Target II



- Large detachable side wheel for exact distance measurements
- Even larger field of view with consistent optical quality

ACCESSOIRES & RETICLES

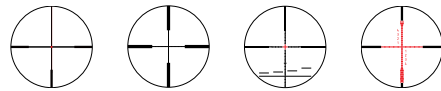


44 Accessoires



- Large variety of high quality accessories
- Designed for multiple applications

48 Reticles



- Large variety of reticles for all applications
- Special designs for police & military and sports

Contents

Sites // Schmidt & Bender



Europe

Germany

Schmidt & Bender GmbH & Co. KG

Am Großacker 42 | D - 35444 Biebertal, Germany
T: +49 (0) 6409 8115 - 0 | F: +49 (0) 6409 8115 - 11
info@schmidt-bender.de | www.schmidt-bender.de



Switzerland

Schmidt & Bender (Schweiz) AG

Luzernerstrasse 23 | 6037 Root, LU
T: +41 (0) 61 861 05 06 | F: +41 41 560 80 60
info@schmidt-bender-ch.com



Italy

Schmidt & Bender Italia

Via F.lli Ugoni 36, Skyline 18 | I-25126 Brescia, Italy
T: +39 (030) 55 32 333
info@schmidt-bender-it.com | www.schmidtundbender.de/it



Hungary

Schmidt & Bender Hungary

Fehér út. 10. III. épület | 1106 Budapest, Hungary
T: +36 (1) 434 2100 | F: +36 (1) 577 2031
info@schmidt-bender.hu | www.schmidt-bender.hu



Benelux

Schmidt & Bender Benelux

Herengracht 282 | 1016 BX Amsterdam, Netherlands
T: +31 (0) 62 39 46 223
info@schmidt-bender-nl.com | www.schmidt-bender.de



Poland

Schmidt & Bender | Warsaw Financial Center

Ul. Emilii Plater 53 | 00-113 Warszawa, Poland
T: +48 22 528 67 36 | F: +48 22 528 67 01
info@schmidt-bender-pl.com



USA

Georgia

Schmidt & Bender USA Inc.

5126 South Royal Atlanta Drive | Tucker, GA 30084, USA
T: +1 (700) 349 6336 | F: +1 (770) 934 3384
info@schmidt-bender-us.com | www.schmidt-bender.com



Virginia

Schmidt & Bender USA Inc. (Service-Centre)

204 McGhee Rd | Winchester, VA 22603, USA
T: +1 (540) 450 8132 | F: +1 (540) 504 7699
info@schmidt-bender-us.com | www.schmidt-bender.com



FASCINATION HUNTING

Fascination Hunting



The hunting products from Schmidt & Bender are divided into various 'lines'. These cover all applications with premium standards of quality included in every price class.

From way back, the Schmidt & Bender Klassik line has stood for timelessly elegant, visually striking and robust products that appeal to the ambitious young hunter and to the price-conscious traditionalist. This product line features everything: either variable or fixed magnification, illuminated or non-illuminated, driven hunt, rased stand or mountain hunting. Those demanding more design and functionality will decide in favour of the Zenith line. Innovative as well as tried-and-true functions, FlashDot and Posicon, all combine to form an unusually elegant design with flowing lines that won the IF Design Award, a premium line that responds to almost every conceivable wish. If you also want the very latest 5-times zoom optics you would then opt for a scope from the Stratos line. Over and above that, there is the Exos line with the 1-8x24 – a previously unachieved magnification range and a 2-in-1 function for the fleeting game scope with an integrated true red dot sight, the hallmark features of this line. With a maximal overall transmission of 96% and an optimized night transmission of above 93.5% the scopes of the Polar T96 line define new standards in low light hunting. Nor does Schmidt & Bender compromise in any way with the various configurations: Optional quick adjustment facilities are available for most of the hide-hunting sights, as well as various reticles, tube bodies with and without a rail, and also a wide range of accessories.

Posicon adjustment

Posicon adjustment enables you to identify the position of the reticle at a glance: With the indicator in the green range, the reticle is inside the square adjustment range, eliminating any possibility of reciprocal impairment of the adjustment movements. The red range indicates setting reserves that could be used when needed, and at the same warns that use of this reserve precludes use of the full adjustment range in the other direction. This means that the gunsmith or hunter is informed when zeroing in the weapon that there is still sufficient adjustment range available in each direction. A marking with repeatability precision on the scope after a weapon has been aimed is made possible by the silver ring on the relevant turret. On this, the user can add his or her own marks for certain distances or different elaborations (i.e. ammunition fillings).



Classic adjustment

To make the position of the reticle visible in the available adjustment range, the rotational display was developed. The display on the turrets for height and lateral adjustment shows the position of the reticle in the form of a black dot in its white window. Before zeroing the weapon, the gunsmith or hunter can check at a glance to ensure that the black dot is located under the letter 'M' (for 'Midpoint'). This ensures that there is a uniformly large adjustment range to all sides for zeroing the sights.

Bullet drop compensation (BDC)

Both the quick reticle adjustment units available are primarily suited to long-distance shooting or to the use of different elaborations. With one simple movement, it is possible to adjust the reticle to enable the target to be hit accurately. Of course, the caps can also be engraved for different types of ammunition or for different distances. A particularly simple procedure for sighting in a weapon is assured for both versions: The classic BDC can be released easily using the coin slot, and then reset to zero. The new lockable adjustment is released with a conventional Allen key, and a retaining screw prevents the adjustment cap from getting lost.



NEW LOCKABLE ELEVATION AND WINDAGE BDC TURRETS

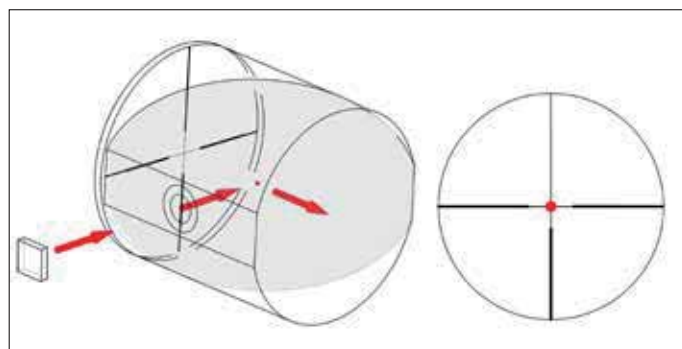


CLASSIC ELEVATION AND WINDAGE BDC TURRETS



FlashDot technology

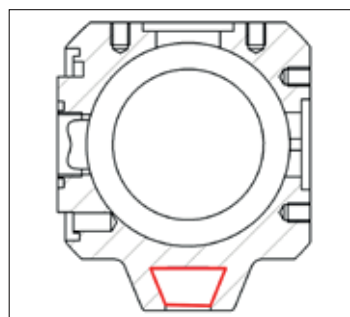
With the FlashDot illumination system the hunter may accurately acquire the target via a circular illuminated dot in daylight and at night. The illuminated stages range from night time operation to ultra-bright with the dot always remaining circular and discreet. When the dot is not required it will vanish completely, reticle and target may be viewed clearly without shadows or interfering lines.



FLASH DOT TECHNOLOGY: PROJECTION OF RED DOT

Version with LMZ rail

The scopes in the Polar T96, Stratos, Exos and Zenith lines can also be ordered in a version with rail mounting possibility. A common solution is the LMZ (Light Alloy Zeiss Compatible) rail with an internal prism.



LMZ-Rail





Diffraction reticle

The diffractive reticle technology used in the scopes enable a very bright point of illumination to be maintained in the centre of the reticle in the second focal plane. In contrast to the Flash-Dot, this is not a projection via a beam divider, but it instead works by deflecting light on the grid. As a consequence, the dot does not disappear when switched off, but it does achieve the same brightness as the FlashDot without reducing transmission as a result of the long distance through the lens in the beam splitter.



POLAR T96



 -25°	 96% Transmission	 4 ZOOM	 34 mm	 POSICON
 D DIFFRACTIVE	 BDC BULLET DROP COMPENSATION	 LMZ LIGHT METAL Z-RAIL	 P PARALLAX	

■ Standard ■ Optional

EXTREMELY HIGH LIGHT TRANSMISSION WITH **OVER 96%**

RETICLES IN **1. OR 2. FOCAL PLANE** AVAILABLE

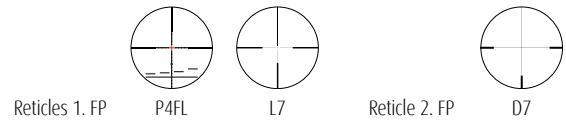
DIFFRACTIVE RETICLE TECHNOLOGY IN 2. FOCAL PLANE

2.5-10x50 Polar T96



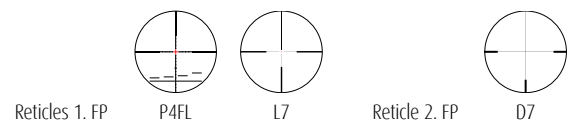
Model	Magn.	Exit pupil (mm)	Field of View (m/100m)	Length (mm)	Elevation adjustment	Windage adjustment	Click mechanism	Parallax adjustment	Focal plane	Main tube-Ø (mm)	Weight (g)
2.5-10x50 Polar T96 (illuminated)	2.5-10	12.0-5.0	15.0-3.7	335	---	---	1 cm	100 m fix	1.	34	650
										LMZ	672
									2.	34	663
										LMZ	685
2.5-10x50 Polar T96 BDCH (illuminated)	2.5-10	12.0-5.0	15.0-3.7	335	100 cm	---	1 cm	100 m fix	1.	34	667
										LMZ	689
									2.	34	680
										LMZ	702

3-12x54 Polar T96



Model	Magn.	Exit pupil (mm)	Field of View (m/100m)	Length (mm)	Elevation adjustment	Windage adjustment	Click mechanism	Parallax adjustment	Focal plane	Main tube-Ø (mm)	Weight (g)
3-12x54 Polar T96 (illuminated)	3.0-12.0	12.0-4.5	12.5-3.1	359	---	---	1 cm	100 m fix	1.	34	674
										LMZ	704
									2.	34	684
										LMZ	711
3-12x54 Polar T96 BDCH (illuminated)	3.0-12.0	12.0-4.5	12.5-3.1	359	100 cm	---	1 cm	100 m fix	1.	34	691
										LMZ	721
									2.	34	698
										LMZ	728

4-16x56 Polar T96



Model	Magn.	Exit pupil (mm)	Field of View (m/100m)	Length (mm)	Elevation adjustment	Windage adjustment	Click mechanism	Parallax adjustment	Focal plane	Main tube-Ø (mm)	Weight (g)
4-16x56 Polar T96 P (illuminated)	4.0-16.0	12.0-3.5	9.4-2.3	386	---	---	1 cm	30 m - ∞	1.	34	810
										LMZ	840
									2.	34	820
										LMZ	850
4-16x56 Polar T96 P BDCH (illuminated)	4.0-16.0	12.0-3.5	9.4-2.3	386	100 cm	---	1 cm	30 m - ∞	1.	34	827
										LMZ	857
									2.	34	837
										LMZ	867



STRATOS



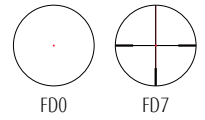
■ Standard ■ Optional

ADVANCED FLASHDOT TECHNOLOGY FOR
MAXIMUM RED DOT BRIGHTNESS

CONSISTENT CONTRAST OVER ALL
MAGNIFICATION AND FIELD OF VIEW

5-TIMES ZOOM

1.1-5x24 Stratos



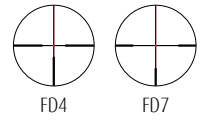
FlashDot-Reticles

FD0

FD7

Model	Magn.	Exit pupil (mm)	Field of View (m/100m)	Length (mm)	Elevation adjustment	Windage adjustment	Click mechanism	Parallax adjustment	Focal plane	Main tube-Ø (mm)	Weight (g)
1.1-5x24 Stratos (illuminated)	1.1-5.0	12.6-4.8	37.6-7.6	267	---	---	1.5 cm	100 m fix	2.	30	472
										LMZ	507
1.1-5x24 Stratos BDCH (illuminated)	1.1-5.0	12.6-4.8	37.6-7.6	267	100 cm	---	1 cm / 1.5 cm	100 m fix	2.	30	481
										LMZ	516

1.5-8x42 Stratos



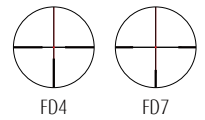
FlashDot-Reticles

FD4

FD7

Model	Magn.	Exit pupil (mm)	Field of View (m/100m)	Length (mm)	Elevation adjustment	Windage adjustment	Click mechanism	Parallax adjustment	Focal plane	Main tube-Ø (mm)	Weight (g)
1.5-8x42 Stratos (illuminated)	1.5-8.0	12.0-5.3	23.9-4.6	318	---	---	1 cm	100 m fix	1.	30	594
										LMZ	622
1.5-8x42 Stratos BDCH (illuminated)	1.5-8.0	12.0-5.3	23.9-4.6	318	100 cm	---	1 cm	100 m fix	1.	30	603
										LMZ	631

2.5-13x56 Stratos



FlashDot-Reticles

FD4

FD7

Model	Magn.	Exit pupil (mm)	Field of View (m/100m)	Length (mm)	Elevation adjustment	Windage adjustment	Click mechanism	Parallax adjustment	Focal plane	Main tube-Ø (mm)	Weight (g)
2.5-13x56 Stratos (illuminated)	2.5-13.0	12-4.3	14.2-2.7	344	---	---	1 cm	100 m fix	1.	30	694
										LMZ	723
2.5-13x56 Stratos BDCH (illuminated)	2.5-13.0	12-4.3	14.2-2.7	344	100 cm	---	1 cm	100 m fix	1.	30	703
										LMZ	732



EXOS

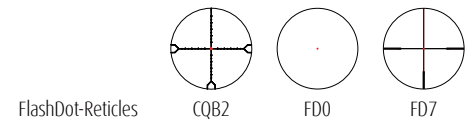


■ Standard ■ Optional

PARALLAX FREE APPLICATION
FOR CLOSE DISTANCES WITH THE CC-MODE
FOR VERY QUICK MAGNIFICATION CHANGE
ALSO AVAILABLE WITH **THROW LEVER**

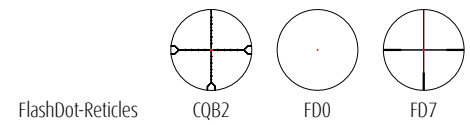
8-TIMES ZOOM

1-8x24 Exos



Model	Magn.	Exit pupil (mm)	Field of View (m/100m)	Length (mm)	Elevation adjustment	Windage adjustment	Click mechanism	Parallax adjustment	Focal plane	Main tube-Ø (mm)	Weight (g)
1-8x24 Exos (illuminated)	1.0-8.0	9.6-3.0	35.3-4.9	293	---	---	1 cm	100 m fix, 7 m CC	2.	30	564
										LMZ	597
1-8x24 Exos BDC H (illuminated)	1.0-8.0	9.6-3.0	35.3-4.9	293	100 cm	---	1 cm	100 m fix, 7 m CC	2.	30	573
										LMZ	606

1-8x24 Exos (TMR)^{**}



Model	Magn.	Exit pupil (mm)	Field of View (m/100m)	Length (mm)	Elevation adjustment	Windage adjustment	Click mechanism	Parallax adjustment	Focal plane	Main tube-Ø (mm)	Weight (g)
1-8x24 Exos (TMR) (illuminated)	1.0-8.0	9.6-3.0	35.3-4.9	293	---	---	1 cm	100 m fix, 7 m CC	2.	30	577
										LMZ	610
1-8x24 Exos BDC H (TMR) (illuminated)	1.0-8.0	9.6-3.0	35.3-4.9	293	100 cm	---	1 cm	100 m fix, 7 m CC	2.	30	586
										LMZ	619

^{**}Throw Lever compatible, not included with the scope.



ZENITH



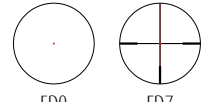
■ Standard ■ Optional

ESTABLISHED PREMIUM PRODUCT

VERY **SLIM AND AESTHETIC** SHAPE

FOR LONG DISTANCES AVAILABLE WITH **BDC** TURRETS

1.1-4x24 Zenith



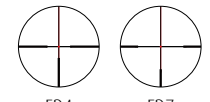
FlashDot-Reticles

FD0

FD7

Model	Magn.	Exit pupil (mm)	Field of View (m/100m)	Length (mm)	Elevation adjustment	Windage adjustment	Click mechanism	Parallax adjustment	Focal plane	Main tube-Ø (mm)	Weight (g)
1.1-4x24 Zenith (illuminated)	1.1-4.0	14.1-5.9	36.0-9.2	290	---	---	1.5 cm	100 m fix	2.	30	496
										LMZ	532

1.5-6x42 Zenith



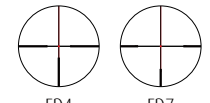
FlashDot-Reticles

FD4

FD7

Model	Magn.	Exit pupil (mm)	Field of View (m/100m)	Length (mm)	Elevation adjustment	Windage adjustment	Click mechanism	Parallax adjustment	Focal plane	Main tube-Ø (mm)	Weight (g)
1.5-6x42 Zenith (illuminated)	1.5-6.0	13.9-6.7	21.7-6.7	313	---	---	1 cm	100 m fix	1.	30	600
										LMZ	630

3-12x50 Zenith



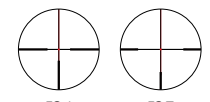
FlashDot-Reticles

FD4

FD7

Model	Magn.	Exit pupil (mm)	Field of View (m/100m)	Length (mm)	Elevation adjustment	Windage adjustment	Click mechanism	Parallax adjustment	Focal plane	Main tube-Ø (mm)	Weight (g)
3-12x50 Zenith (illuminated)	3.0-12.0	14.1-4.2	11.9-3.1	342	---	---	1 cm	100 m fix	1.	30	700
										LMZ	728
3-12x50 Zenith BDC H (illuminated)	3.0-12.0	14.1-4.2	11.9-3.1	342	32 cm	---	1 cm	100 m fix	1.	30	726
										LMZ	752

2.5-10x56 Zenith



FlashDot-Reticles

FD4

FD7

Model	Magn.	Exit pupil (mm)	Field of View (m/100m)	Length (mm)	Elevation adjustment	Windage adjustment	Click mechanism	Parallax adjustment	Focal plane	Main tube-Ø (mm)	Weight (g)
2.5-10x56 Zenith (illuminated)	2.5-10.0	14.1-5.6	14.2-3.6	333	---	---	1 cm	100 m fix	1.	30	670
										LMZ	704
2.5-10x56 Zenith BDC H (illuminated)	2.5-10.0	14.1-5.6	14.2-3.6	333	32 cm	---	1 cm	100 m fix	1.	30	696
										LMZ	730



KLASSIK



■ Standard ■ Optional

THE CLASSIC **ALL PURPOSE HUNTING SCOPE**
HUGE VARIETY IN DIFFERENT CONFIGURATIONS

AVAILABLE IN **VARIABLE** AND
FIXED MAGNIFICATION

1.25-4x20 Klassik

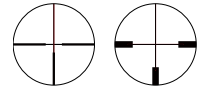


FlashDot-Reticle

FD7

Model	Magn.	Exit pupil (mm)	Field of View (m/100m)	Length (mm)	Elevation adjustment	Windage adjustment	Click mechanism	Parallax adjustment	Focal plane	Main tube-Ø (mm)	Weight (g)
1.25-4x20 Klassik (illuminated)	1.25-4.0	14.0-5.0	32.0-10.0	300	---	---	1 cm	100 m fix	1.	30	390

6x42 Klassik



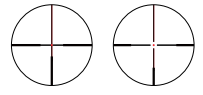
Reticles

A4

A7

Model	Magn.	Exit pupil (mm)	Field of View (m/100m)	Length (mm)	Elevation adjustment	Windage adjustment	Click mechanism	Parallax adjustment	Focal plane	Main tube-Ø (mm)	Weight (g)
6x42 Klassik (non-illuminated)	6.0	7.0	7.0	348	---	---	1 cm	100 m fix	1.	30	464
										25.4	464

3-12x42 Klassik



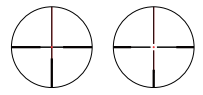
Reticles

L3

L7

Model	Magn.	Exit pupil (mm)	Field of View (m/100m)	Length (mm)	Elevation adjustment	Windage adjustment	Click mechanism	Parallax adjustment	Focal plane	Main tube-Ø (mm)	Weight (g)
3-12x42 Klassik (illuminated)	3.0-12.0	14.0-3.5	11.1-3.4	346	---	---	1 cm	100 m fix	1.	30	594

3-12x50 Klassik



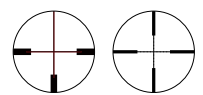
Reticles

L3

L7

Model	Magn.	Exit pupil (mm)	Field of View (m/100m)	Length (mm)	Elevation adjustment	Windage adjustment	Click mechanism	Parallax adjustment	Focal plane	Main tube-Ø (mm)	Weight (g)
3-12x50 Klassik (illuminated)	3.0-12.0	14.4-4.2	11.1-3.4	350	---	---	1 cm	100 m fix	1.	30	619
3-12x50 Klassik BDC H (illuminated)	3.0-12.0	14.4-4.2	11.1-3.4	350	48 cm	---	1 cm	100 m fix	1.	30	644

4-16x50 Klassik



Reticles

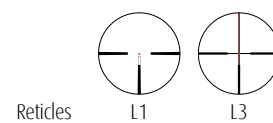
A7

P3

Model	Magn.	Exit pupil (mm)	Field of View (m/100m)	Length (mm)	Elevation adjustment	Windage adjustment	Click mechanism	Parallax adjustment	Focal plane	Main tube-Ø (mm)	Weight (g)
4-16x50 Klassik (non-illuminated)	4.0-16.0	12.5-3.1	8.3-2.5	395	---	---	0.5 cm	50 m - ∞	1.	30	744
4-16x50 Klassik BDC H (non-illuminated)	4.0-16.0	12.5-3.1	8.3-2.5	395	16 cm	---	0.5 cm	50 m - ∞	1.	30	769

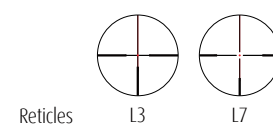
Hunting // Klassik

8x56 Klassik



Model	Magn.	Exit pupil (mm)	Field of View (m/100m)	Length (mm)	Elevation adjustment	Windage adjustment	Click mechanism	Parallax adjustment	Focal plane	Main tube-Ø (mm)	Weight (g)
8x56 Klassik (illuminated)	8.0	7.0	4.0	388	---	---	1 cm	100 m fix	1.	30	618
										25.4	577

2.5-10x56 Klassik



Model	Magn.	Exit pupil (mm)	Field of View (m/100m)	Length (mm)	Elevation adjustment	Windage adjustment	Click mechanism	Parallax adjustment	Focal plane	Main tube-Ø (mm)	Weight (g)
2.5-10x56 Klassik (illuminated)	2.5-10.0	14.0-5.6	12.8-4.0	385	---	---	1 cm	100 m fix	1.	30	628
2.5-10x56 Klassik BDC H (illuminated)	2.5-10.0	14.0-5.6	12.8-4.0	385	32 cm	---	1 cm	100 m fix	1.	30	653

MISSION

POLICE & MILITARY

Police & Military



The scopes intended for use by the police and the military are developed in close collaboration with the special forces of police and military around the globe. What they all share in common is their outstanding reliability and precision, enabling the perfect shot over short, medium, long and very long distances.

The versatile scopes in the PM II line cover every conceivable application scenario: from the use of a PM or PM II ShortDot scope on an assault rifle in house to close quarters combat, to the use of a PM II High Power scope on a .50 BMG to engage tactical targets over extremely long distances. The world leadership role played by Schmidt & Bender PM II scopes was underscored significantly when it was used to win the Pre-

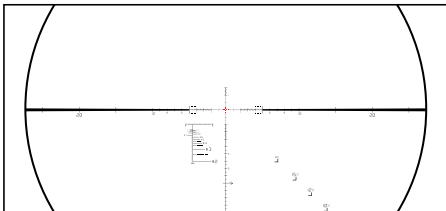
cision Sniper Rifle competition of the American special forces, drawn from Army, Navy, Air Force and Marine Corps back in 2011. Prior to that, the 3-12x50 PM II emerged as the victor from a two-year test conducted by the US Marine Corps involving 25 other products, after which it became the scope used by the USMC. The products in the PM and PM II lines fall into various sub-groups. The products in the ShortDot line comprise the short sights with a size 30mm tube and FlashDot illumination, designed for use over short and medium distances. The other products in the PM II line comprise the sights on the size 34mm tube for shooting over medium and long distances. These sights are available in a range of different variations in respect of their towers, illumination and reticles. This ensures that they can satisfy perfectly the needs of every application and the wishes of every customer.



5-25x56 PM II PSR – Winner of the Precision Sniper Rifle (PSR) program of the United States Special Operation Command. Schmidt & Bender is supplying the special forces in Army, Navy, Air Force and Marines since 2011 with the Schmidt & Bender 5-25x56 PM II PSR rifle scope.

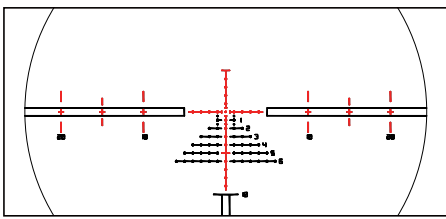


Reticles



LRR-MIL

The Long Range Reticle - Milliradian (LRR-Mil) was specially developed for shooting at long distances. Because of this, with the design of this first level of the reticle we paid particular attention to achieving the smallest metric coverage, using a new illumination technology. The sniper has an ultra-fine daylight central red dot at his disposal. This has a cover of about 1.6 cm at a distance of 1 km. The integrated 0.1 mrad marks measuring up to 5 mrad from the center makes the exact measurement of target sizes and exact shot corrections possible. The range estimate indicator in the lower left quadrant enables fast distance measurement for objects of 1m height and 0.5 m width. Magnification indicators are available in the lower right quadrant.



MDR-T6

The Mil Dot Reticle - Tactical 6 (MDR-T6) is a Mil Dot-based reticle, which will be available initially in the 1-8x24 PMII ShortDot Dual CC. For elevation and windage correction, markings are located below the center for quick corrective action. Thus, depending on the caliber, shot deviation of over 500 m and windage of more than 8 m/s can be compensated. The reticle also has markers for estimating object speeds, as well as versatile range estimate indicators for different distances.

Turrets



New turret generation II

The new turret generation II represents the further development of our previous standard turrets. They all have a lever with which you can choose between different function modes.

Accessoires



Throw Lever

The Throw Lever offers an effortless and quick adjustment of magnification, even with gloves on. It is compatible with most PMII line riflescopes with a metal adjustment ring and can be mounted anywhere on the ring to best suit your taste. Further models will follow in the near future.

Police & Military // Turrets

Multifunctional turrets for elevation and windage

The riflescopes of the PM II lines are equipped with various multifunctional turrets for elevation and windage. We offer the customer here several optimal solutions, depending on the product line and the user's requirements. For instance, for the short- and mid-range distances Single Turn (ST) elevation correction turrets are mostly used. Double Turn (DT) and Multi Turn (MT) turrets, however, offer the advantage of two to five turns more to gauge longer distances. Visible and tactile indicators allow the shooter a precise reading with each rotation of the turret.

In addition to the clockwise or counterclockwise rotation, you can also choose between a milliradian (mrad) or minute of angle (MOA) based adjustment. In addition to the standard 0.1 mrad per click (1 cm/100 m) or 1/4 MOA per click, there are also finer adjustments available with the Double Turn (windage) or the Multi Turn (elevation) turret -such as 0.5 cm or 1/10 MOA per click. This level of precision is maintained along the entire adjustment range. In addition, many elevation turrets are equipped with so-called "More Tactile Clicks" (MTC). These "Clicks" provide more resistance at regular intervals to allow a quick adjustment without the need to see the turret.

By contrast, some windage turrets have a so-called Zero Click (ZC). A Zero Click turret has a noticeably hard click at the zero position. There are also versions with a locking option to prevent unintentional adjustment.

Single turn (elevation and windage)

Single turn for height and side

The basic version of the PM II riflescopes offer precise and noticeably felt clicks.



Double turn with visual rotation indicator

Double turn with visual rotation indicator

This turret has two turns and ensures adequate adjustment range for shots at a great distance. The transition to the second turn is shown by the change from black to yellow in the rotation indicators' viewing window.



Lockable single and double turn (elevation and windage)

Double turn with tactile turn indicator, MTC and lock

This turret has a tactile turn indicator that can be seen and felt at the transition to the second turn of the turret. In addition, it is equipped with MTC. The locking mechanism is released by pulling up the outer ring, and fixed into position by pressing it down. In this state, the word "Locked" in red lettering is visible.



Single turn with zero click and locking

This turret has a more noticeable click on the zero, allowing a quick return to the starting position. The locking mechanism is released by pulling out the outer ring, and fixed into position by pressing it back in. In this state the word "Locked" in red lettering is visible.





Ultra-flat towers (elevation and windage)

Ultra-flat single turn with MTC and locking

This is the flat version of a single turn with MTC. The locking mechanism is released by pulling up the outer ring, and fixed into position again by pressing down. In this state the word "Locked" in red lettering is visible. The flat construction allows the attachment of a RedDot sight on the riflescope mount without obscuring the view through the turret.



Ultra-flat single turn with zero click and protective cap

This turret variant is especially recommended in combination with tactical reticles, allowing for windage correction. It also has a more noticeable click on the zero, so a quick return to the starting position is possible. The protective cap prevents unintentional adjustment.



Ultra-flat double turn (elevation)

Ultra flat double turn with tactile turn indicator, MTC and lock

This is a flat design with a tactile rotation indicator, meaning that the transition to the second turn on the tower can be seen and felt. In addition, it is equipped with MTC. The locking mechanism is released by pulling up the outer ring, and fixed into place by pressing down again. In this state the word "Locked" in red lettering is visible. The flat design also allows for the installation of a red dot sight on the scope mount, without obscuring the view through the tower.



Height and side tower of the 1-8x24 PM II ShortDot

Ultra flat single turn with MTC and locking for ShortDot

This is a flat version of a single turn with MTC for ShortDot riflescopes. The locking mechanism is released by pulling up the outer ring, and fixed into place by pressing down again. In this state the word "Locked" in red lettering is visible. The flat construction allows a clear view of the target with both eyes open.



Ultra flat single turn with zc and locking for ShortDot

This is the flat version of a single turn with ZC for ShortDot riflescopes. The locking mechanism is released by pulling up the outer ring, and fixed into place by pressing down again. In this state the word "Locked" in red lettering is visible. The flat construction allows a clear view of the target with both eyes.



Police & Military // Turrets



New Turret Generation II

The new turret generation II is the further development of our previous standard turrets. They all have a lever with which you can choose between different functional modes.

For the elevation turrets there are three modes to choose from. In the starting position of the lever, the turret is locked against unintentional adjustment. This is represented by the color red in a window next to the index marking. In the second mode, MTC is ready for use and the turret can be adjusted as usual. Here green is displayed in the viewing window. The third mode enables the deactivation of the MTC, which is indicated by black in the viewing window. The windage turret can be switched between lock mode and the zero click adjustment mode. It also has a viewing window - the current state being signified by the colors red and green.

For elevation correction we have the Single Turn II, the Double Turn II with a visual indicator, the Double Turn II + with a tactile revolution indicator and the Multi Turn II - which possesses both of these. For windage correction we have in our selection the Single Turn II, Double Turn II and Double Turn II + to choose from. Depending on the tower, adjustment ranges of 0.1 or 0.05 mrad or 1/4 or 1/10 MOA can be selected.

Single turn II (Elevation and Windage)

Single turn II with MTC or ZC and lock

In addition to the precise and clearly noticeable clicks, the basic version offers a fast and clearly recognizable engraving. This turret offers the advantages of the new square shape and is equipped with the mode lever.



Double turn II (Elevation)

Double turn II with visual revolution indicator, MTC or ZC and lock

This turret has two turns and thus provides sufficient adjustment for shots at long distances. The transition to the second revolution is indicated in the window of the revolution indicator through a change from black to yellow. This turret also offers the advantages of the new square shape and is equipped with the Mode Lever.





Double turn II+ (Elevation and Windage)

Double turn II + with tactile turn indicator, MTC or ZC and lock

This is a flatter version with a tactile turn indicator that can be seen and felt as you transition through to the second turn on the turret. The flat design allows for the attachment of a red dot sight on the scope mount without obscuring the view through the turret. This turret has the advantages of the new square shape and is equipped with the Mode Lever.



Multi turn II+ (Elevation)

Multi turn II with tactile and visible revolution indicator, MTC and locking

This version has five turns. This provides a fine and precise adjustment of 0.05 mrad or 1/10 MOA per click, providing a wide adjustment range. In order to be able to recognize the exact rotational position, the turret is equipped with visual and tactile indicators. This turret also has the advantages of the new square shape and is equipped with the Mode Lever.





PM II ULTRA BRIGHT



- 96% Transmission
- 25°
- 4 ZOOM
- 34 mm
- Lightbulb icon
- DT DOUBLE TURN
- LT LOCKING TURRETS
- MTC MORE TACTILE CLICKS
- ZC ZERO CLICK
- P PARALLAX
- RAL COLOR YOUR SCOPE
- 40°

Standard Optional

OVER 96% TRANSMISSION FOR BEST OPTICAL BRILLIANCE

USABLE WITH AN EXTERNAL RED DOT DEVICE DUE TO
ULTRA FLAT DOUBLE TURN TURRETS

APPLICABLE FOR VERY LONG DISTANCES WITH
PRECISE PARALLAX ADJUSTMENT

3-12x56 PM II Ultra Bright

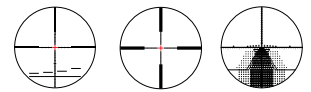


Reticles 1. FP P4FL P3L TReMoR3

Model	Magn.	Exit pupil (mm)	Field of View (m/100m)	Length (mm)	Focal plane	Main tube-Ø (mm)	Parallax adjustment	Weight (g)	Elevation adjustment	Windage adjustment	Click mechanism
3-12x56 PM II Ultra Bright <small>(Optional: RAL8000 / Pantone 7504M) (illuminated)</small>	3.0-12.0	12.0-4.5	12.5-3.1	351	1.	34	30 m - ∞	937**	272 cm / DT MTC LT	± 60 cm / ST ZC CT	1 cm

(**) Black scopes: -15g

4-16x56 PM II Ultra Bright



Reticles 1. FP P4FL P3L TReMoR3

Model	Magn.	Exit pupil (mm)	Field of View (m/100m)	Length (mm)	Focal plane	Main tube-Ø (mm)	Parallax adjustment	Weight (g)	Elevation adjustment	Windage adjustment	Click mechanism
4-16x56 PM II Ultra Bright <small>(Optional: RAL8000 / Pantone 7504M) (illuminated)</small>	4.0-16.0	12.0-3.5	9.4-2.3	386	1.	34	30 m - ∞	973**	272 cm / DT MTC LT	± 60 cm / ST ZC CT	1 cm

(**) Black scopes: -15g



PM II HIGH POWER



- 25°
- Lightbulb icon
- 34 mm
- DT DOUBLE TURN
- LT LOCKING TURRETS
- RAL COLOR YOUR SCOPE
- MTC MORE TACTILE CLICKS
- ZC ZERO CLICK
- P PARALLAX
- 9 ZOOM
- THROW LEWER COMPATIBLE
- 40°
- 25m WATERPROOF

■ Standard ■ Optional

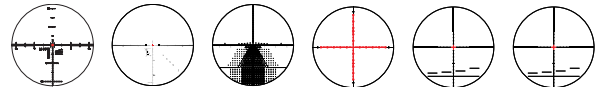
BROAD FIELDING APPLICATIONS FROM **MEDIUM** UP TO **VERY LONG DISTANCES**

LARGE HEIGHT ADJUSTMENT WITH 340CM ON 100M

9-TIMES ZOOM

Police & Military // PM II High Power

3-27x56 PM II High Power

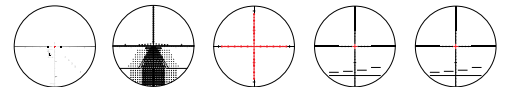


Reticles 1. FP MSR2 LRR-MIL TReMoR3 H2CMR P4FL P4FL-MOA

Model	Magn.	Exit pupil (mm)	Field of View (m/100m)	Length (mm)	Focal plane	Main tube-Ø (mm)	Parallax adjustment	Weight (g)	Elevation adjustment	Windage adjustment	Click mechanism
3-27x56 PM II High Power (Optional: RAL8000 / Pantone 7504M) (illuminated)	3.0-27.0	8.7-2.1	13.0-1.4	398	1.	34	10 m - ∞	1140	264 cm / DT26 MTC LT	± 60 cm / ST ZC LT	1 cm
								1140	340 cm / DT34 MTC LT	± 60 cm / ST ZC LT	1 cm
								1190	395 cm / MTII MTC LT	± 65 cm / DTII+ ZC LT	½ cm
								1140	64 MOA / DT64 MTC LT	± 14 MOA / ST ZC LT	¼ MOA
								1190	78 MOA / MTII MTC LT	± 13 MOA / DTII+ ZC LT	⅓ MOA
								1180	30 mrad / DTII MTC LT	± 6 mrad / STII ZC LT	0.1 mrad
								1170	30.5 mrad / DTII+ MTC LT	± 6 mrad / STII ZC LT	0.1 mrad

(**) Black scopes: -11g

5-45x56 PM II High Power



Reticles 1. FP LRR-MIL TReMoR3 H2CMR P4FL P4FL-MOA

Model	Magn.	Exit pupil (mm)	Field of View (m/100m)	Length (mm)	Focal plane	Main tube-Ø (mm)	Parallax adjustment	Weight (g)	Elevation adjustment	Windage adjustment	Click mechanism
5-45x56 PM II High Power (Optional: RAL8000 / Pantone 7504M) (illuminated)	5.0-45.0	8.8-1.2	7.8-0.9	434	1.	34	30 m - ∞	1117	272 cm / DT27 MTC LT	± 60 cm / ST ZC CT	1 cm
								1197	295 cm / MTII MTC LT	± 65 cm / DTII+ ZC LT	½ cm
								1117	66 MOA / DT66 MTC LT	± 15 MOA / ST ZC CT	¼ MOA
								1190	26.5 mrad / DTII MTC LT	± 6 mrad / STII ZC LT	0.1 mrad
								1175	26.5 mrad / DTII+ MTC LT	± 6 mrad / STII ZC LT	0.1 mrad

(**) Black scopes: -11g



PM II ULTRA SHORT



- 25°
- 34 mm
- Lightbulb icon
- LT LOCKING TURRETS
- MTC MORE TACTILE CLICKS
- ZC ZERO CLICK
- P PARALLAX
- RAL COLOR YOUR SCOPE
- 40°
- 25m WATERPROOF
- 4 ZOOM
- 6.7 ZOOM
- DT DOUBLE TURN
- LT LOCKING TURRETS

■ Standard ■ Optional

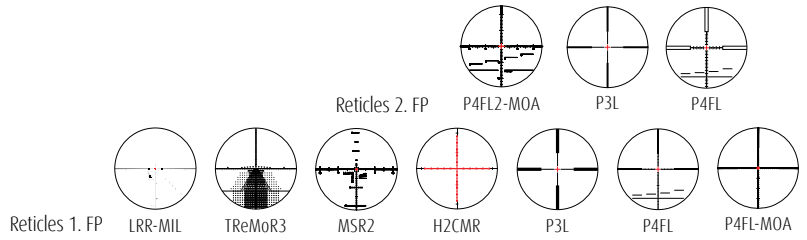
IDEAL USAGE WITH NIGHT VISION DEVICES DUE TO
VERY COMPACT DESIGN

PERFECT FOR MOUNTING ON **SHORT AND LIGHT RIFLES**

USABLE WITH AN EXTERNAL RED DOT DEVICE DUE TO
ULTRA FLAT DOUBLE TURN TURRETS

Police & Military // PM II Ultra Short

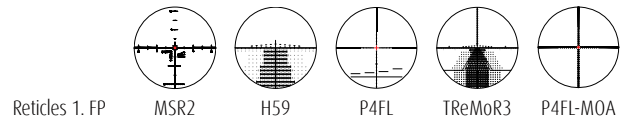
3-20x50 PM II Ultra Short**



Model	Magn.	Exit pupil (mm)	Field of View (m/100m)	Length (mm)	Focal plane	Main tube-Ø (mm)	Parallax adjustment	Weight (g)	Elevation adjustment	Windage adjustment	Click mechanism
3-20x50 PM II Ultra Short (Optional: RAL8000 / Pantone 7504M) (illuminated)	3.0-20.0	11.4-2.5	13.0-2.1	343	1. o. 2.	34	25 - ∞	920**	272 cm / DT27 MTC LT	± 60 cm / ST ZC CT	1 cm
								920**	350 cm / DT35 MTC LT	± 60 cm / ST ZC CT	1 cm
								1000**	395 cm / MTII MTC LT	± 65 cm / DTII+ ZC LT	½ cm
								920**	66 MOA / DT66 MTC LT	± 15 MOA / ST ZC CT	¼ MOA
								995**	78 MOA / MTII MTC LT	± 13 MOA / ST ZC LT	1/10 MOA
								920**	85.5 MOA / DT85 MTC LT	± 15 MOA / ST ZC CT	¼ MOA
								990**	30 mrad / DTII MTC LT	± 6 mrad / STII ZC LT	0.1 mrad
980**	30.5 mrad / DTII+ MTC LT	± 6 mrad / STII ZC LT	0.1 mrad								

*Throw Lever compatible, (***) Black scopes: -17g

5-20x50 PM II Ultra Short



Model	Magn.	Exit pupil (mm)	Field of View (m/100m)	Length (mm)	Focal plane	Main tube-Ø (mm)	Parallax adjustment	Weight (g)	Elevation adjustment	Windage adjustment	Click mechanism
5-20x50 PM II Ultra Short (Optional: RAL8000 / Pantone 7504M) (illuminated)	5.0-20.0	10.0-2.5	7.8-2.0	299	1.	34	25 m - ∞	866**	167 cm / ST MTC LT	± 60 cm / ST ZC CT	1 cm
								880**	272 cm / DT27 MTC LT	± 60 cm / ST ZC CT	1 cm
								880**	350 cm / DT35 MTC LT	± 60 cm / ST ZC CT	1 cm
								866**	41 MOA / ST MTC LT	± 15 MOA / ST ZC CT	¼ MOA
								880**	66 MOA / DT66 MTC LT	± 15 MOA / ST ZC CT	¼ MOA
								880**	85.5 MOA / DT85 MTC LT	± 15 MOA / ST ZC CT	¼ MOA
								950**	30 mrad / DTII MTC LT	± 6 mrad / STII ZC CT	0.1 mrad
940**	30.5 mrad / DTII+ MTC LT	± 6 mrad / STII ZC CT	0.1 mrad								

(***) Black scopes: -18g



PM II SHORTRDOT



■ Standard ■ Optional

PARALLAX FREE APPLICATION
FOR CLOSE QUARTERS WITH THE CC-MODE
FOR VERY QUICK MAGNIFICATION CHANGE
ALSO AVAILABLE WITH **THROW LEVER**

8-TIMES ZOOM

1-8x24 PM II ShortDot Dual CC*



Reticle 1. FP MDR-T6

Model	Magn.	Exit pupil (mm)	Field of View (m/100m)	Length (mm)	Focal plane	Main tube-Ø (mm)	Parallax adjustment	Weight (g)	Elevation adjustment	Windage adjustment	Click mechanism
1-8x24 PM II ShortDot Dual CC (Optional: RAL8000 / Pantone 7504M) (illuminated)	1.0-8.0	9.8-3.0	35.3-4.9	293	1. Reticle 2. Reddot	30	100 m fix, 7m CC	639**	120 cm / ST LT	± 60 cm / ST LT	1 cm

*Throw Lever compatible, (**) Black scopes: -14g

1-8x24 PM II ShortDot CC

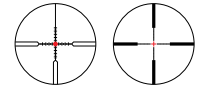


Reticle 2. FP CQB2

Model	Magn.	Exit pupil (mm)	Field of View (m/100m)	Length (mm)	Focal plane	Main tube-Ø (mm)	Parallax adjustment	Weight (g)	Elevation adjustment	Windage adjustment	Click mechanism
1-8x24 PM II ShortDot CC (Optional: RAL8000 / Pantone 7504M) (illuminated)	1.0-8.0	9.8-3.0	35.3-4.9	293	2.	30	100 m fix, 7m CC	645**	102 cm / ST LT	± 51 cm / ST LT	1 cm

(**) Black scopes: -14g

1.5-8x26 PM II ShortDot



Reticles 1. FP CQB P3 FD

Model	Magn.	Exit pupil (mm)	Field of View (m/100m)	Length (mm)	Focal plane	Main tube-Ø (mm)	Parallax adjustment	Weight (g)	Elevation adjustment	Windage adjustment	Click mechanism
1.5-8x26 PM II ShortDot (Optional: RAL8000 / Pantone 7504M) (illuminated)	1.5-8.0	12.0-3.3	23.9-4.6	316	1.	34	100 m fix	665**	130 cm / ST	± 60 cm / ST	1 cm

(**) Black scopes: -19g



PM II



34 mm	-25°	DT DOUBLE TURN	P PARALLAX 	LT LOCKING TURRETS	MTC MORE TACTILE CLICKS	ZC ZERO CLICK
	4 ZOOM	5 ZOOM	6.7 ZOOM	RAL COLOR YOUR SCOPE	-40°	

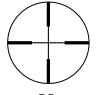
■ Standard ■ Optional

UNRIVALED RECORD FOR POLICE, MILITARY
AND SPECIAL FORCES

HUGE VARIETY ON TURRETS AND RETICLES
IN 1. OR 2. FOCAL PLANE

WORLD WIDE **OPERATIONAL** WITH THE
LEADING SPECIAL FORCES

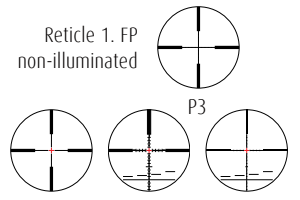
10x42 PM II



Reticle 1. FP P3

Model	Magn.	Exit pupil (mm)	Field of View (m/100m)	Length (mm)	Focal plane	Main tube-Ø (mm)	Parallax adjustment	Weight (g)	Elevation adjustment	Windage adjustment	Click mechanism
10x42 PM II (non-illuminated)	10	4.2	4.0	347	476	30	100 m fix	1.	130 cm / ST (cw)	± 60 cm / ST	1 cm

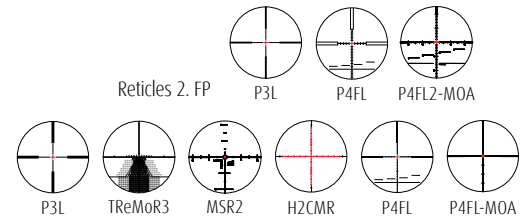
3-12x50 PM II



Reticles 1. FP illuminated

Model	Magn.	Exit pupil (mm)	Field of View (m/100m)	Length (mm)	Focal plane	Main tube-Ø (mm)	Parallax adjustment	Weight (g)	Elevation adjustment	Windage adjustment	Click mechanism
3-12x50 PM II (non-illuminated)	3.0-12.0	14.3-4.3	11.1-3.4	342	1.	34	100 m fix	710	132 cm / ST	± 60 cm / ST	1 cm
								724	230 cm / DT	± 60 cm / ST	1 cm
3-12x50 PM II P (non-illuminated)	3.0-12.0	14.3-4.3	11.1-3.4	342	1.	34	50 m - ∞	814	132 cm / ST	± 60 cm / ST	1 cm
								828	230 cm / DT	± 60 cm / ST	1 cm
3-12x50 PM II LP (illuminated)	3.0-12.0	14.3-4.3	11.1-3.4	342	1.	34	50 m - ∞	828	132 cm / ST	± 60 cm / ST	1 cm
								828	220 cm / DT	± 60 cm / ST	1 cm

3-20x50 PM II



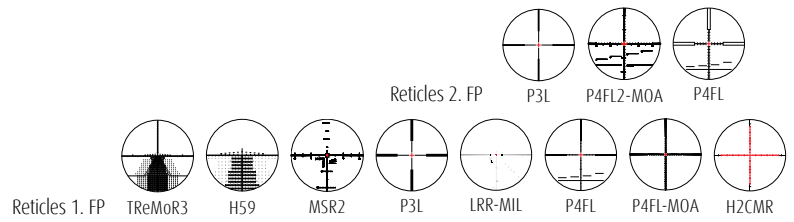
Reticles 1. FP

Model	Magn.	Exit pupil (mm)	Field of View (m/100m)	Length (mm)	Focal plane	Main tube-Ø (mm)	Parallax adjustment	Weight (g)	Elevation adjustment	Windage adjustment	Click mechanism
3-20x50 PM II LP (Optional: RAL8000 / Pantone 7504M) (illuminated)	3.0-20	11.4-2.5	13.0-2.1	385	1. o. 2.	34	25 m - ∞	956	265 cm / DT MTC LT	± 60 cm / ST ZC LT	1 cm
									64 MOA / DT MTC LT	± 14 MOA / ST ZC LT	¼ MOA

(**) Black scopes: -27g

Police & Military // PM II

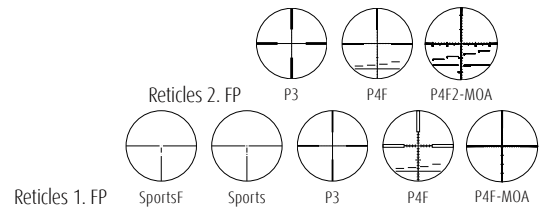
5-25x56 PM II



Model	Magn.	Exit pupil (mm)	Field of View (m/100m)	Length (mm)	Focal plane	Main tube-Ø (mm)	Parallax adjustment	Weight (g)	Elevation adjustment	Windage adjustment	Click mechanism
5-25x56 PM II LP (illuminated)	5.0-25.0	11.0-2.3	5.3-1.5	417	1. o. 2.	34	10 m - ∞	1129	269 cm / DT	± 60 cm / ST	1 cm
									67 MOA / DT	± 16 MOA / ST	¼ MOA
5-25x56 PM II LP (illuminated) (RAL8000 / Pantone 7504M)	5.0-25.0	11.0-2.3	5.3-1.5	417	1. o. 2.	34	10 m - ∞	1158 ^{**}	265 cm / DT MTC LT	± 60 cm / ST ZC LT	1 cm
								1200 ^{**}	295 cm / MTII MTC LT	± 65 cm / DTII+ ZC LT	½ cm
								1158 ^{**}	64 MOA / DT MTC LT	± 14 MOA / ST ZC LT	¼ MOA
								1190 ^{**}	26.5 mrad / DTII MTC LT	± 6 mrad / STII ZC LT	0.1 mrad
								1180 ^{**}	27 mrad / DTII+ MTC LT	± 6 mrad / STII ZC LT	0.1 mrad

(**) Black scopes: -8g

12-50x56 PM II



Model	Magn.	Exit pupil (mm)	Field of View (m/100m)	Length (mm)	Focal plane	Main tube-Ø (mm)	Parallax adjustment	Weight (g)	Elevation adjustment	Windage adjustment	Click mechanism
12-50x56 PM II (non-illuminated)	12.0-50.0	4.6-1.2	4.2-1.1	417	1. o. 2.	34	10 m - ∞	1110	67 MOA / DT	± 16 MOA / ST	¼ MOA
								1121	74 MOA / DT	± 16 MOA / ST	1/8 MOA ¼ MOA
								1135	74 MOA / MT	± 14 MOA / DT	1/8 MOA
								1121	173 cm / MT	± 16 cm / ST	¼ cm
								1121	74 MOA / MT	± 16 MOA / ST	1/8 MOA ¼ MOA



PM II DIGITAL



- D** DIGITAL
- 25°**
- 34** mm
- Lightbulb icon**
- DT** DOUBLE TURN
- LT** LOCKING TURRETS
- MTC** MORE TACTILE CLICKS
- ZC** ZERO CLICK
- P** PARALLAX
- 9** ZOOM
- 5** ZOOM
- RAL** COLOR YOUR SCOPE
- BT** BLUETOOTH

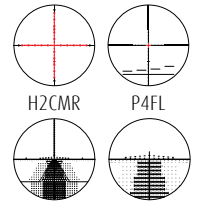
■ Standard ■ Optional

**PROJECTION OF DATA FROM EXTERNAL DEVICES,
SUCH AS LASER RANGE FINDERS**

**SIGNIFICANT ENHANCEMENT OF
FIRST HIT PROBABILITY**

DATA TRANSFER VIA BLUETOOTH OR CABLE

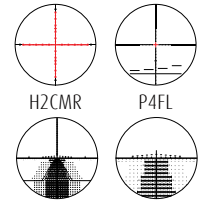
3-27x56 PM II High Power Digital



Reticles 1. FP TReMoR3 H59

Model	Magn.	Exit pupil (mm)	Field of View (m/100m)	Length (mm)	Focal plane	Main tube-Ø (mm)	Parallax adjustment	Weight (g)	Elevation adjustment	Windage adjustment	Click mechanism
3-27x56 PM II High Power Digital (illuminated)	3.0-27.0	8.7-2.1	13.0-1.4	407	1.	34	10 m - ∞	1210	260 cm / DT MTC LT	± 60 cm / ST ZS LT	1 cm
									64 MOA / DT MTC LT	± 14 MOA / ST ZS LT	¼ MOA

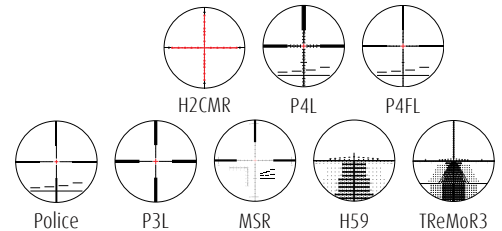
3-27x56 PM II High Power Digital BT



Reticles 1. FP TReMoR3 H59

Model	Magn.	Exit pupil (mm)	Field of View (m/100m)	Length (mm)	Focal plane	Main tube-Ø (mm)	Parallax adjustment	Weight (g)	Elevation adjustment	Windage adjustment	Click mechanism
3-27x56 PM II High Power Digital BT (illuminated)	3.0-27.0	8.7-2.1	13.0-1.4	407	1.	34	10 m - ∞	1244	260 cm / DT MTC LT	± 60 cm / ST ZS LT	1 cm
									64 MOA / DT MTC LT	± 14 MOA / ST ZS LT	¼ MOA

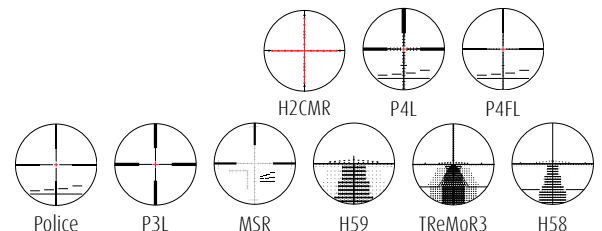
5-25x56 PM II Digital



Reticles 1. FP Police P3L MSR H59 TReMoR3

Model	Magn.	Exit pupil (mm)	Field of View (m/100m)	Length (mm)	Focal plane	Main tube-Ø (mm)	Parallax adjustment	Weight (g)	Elevation adjustment	Windage adjustment	Click mechanism
5-25x56 PM II Digital (illuminated)	5.0-25.0	11.0-2.3	5.3-1.5	425	1.	34	10 m - ∞	1231	260 cm / DT	± 60 cm / ST	1 cm
									64 MOA / DT	± 16 MOA / ST	¼ MOA

5-25x56 PM II Digital BT



Reticles 1. FP Police P3L MSR H59 TReMoR3 H58

Model	Magn.	Exit pupil (mm)	Field of View (m/100m)	Length (mm)	Focal plane	Main tube-Ø (mm)	Parallax adjustment	Weight (g)	Elevation adjustment	Windage adjustment	Click mechanism
5-25x56 PM II Digital BT (illuminated)	5.0-25.0	11.0-2.3	5.3-1.5	425	1.	34	10 m - ∞	1265	260 cm / DT	± 60 cm / ST	1 cm
									64 MOA / DT	± 16 MOA / ST	¼ MOA

PASSION
COMPETITION



FIELD TARGET II



34
mm

-25°



DT
DOUBLE TURN

9m-∞
PARALLAX

4
ZOOM

RAL
COLOR YOUR
SCOPE

■ Standard ■ Optional

DEVELOPED WITH PROFESSIONALS
ESPECIALLY FOR SPORTS SHOOTING

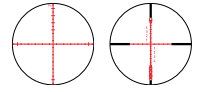
PRECISE PARALLAX ADJUSTMENT WITH
OUTSTANDING ACCURACY FROM 9 TO 70 METER

IN 1. AND 2. FOCAL PLANE AVAILABLE

12.5-50x56 Field Target II



Reticle 1. FP Sports-FT1L



Reticles 2. FP Sports-FT2L Sports-FT3L

Model	Magn.	Exit pupil (mm)	Field of View (m/100m)	Length (mm)	Focal plane	Main tube-Ø (mm)	Parallax adjustment	Weight (g)	Elevation adjustment	Windage adjustment	Click mechanism
12.5-50x56 Field Target II (illuminated)	12.5-50.0	4.6-1.2	4.2-1.1	431	1. o. 2.	34	9m - ∞	1191	67 MOA / DT	± 16 MOA / ST	¼ MOA
									269 cm / DT	± 60 cm / ST	1 cm
12.5-50x56 Field Target II (illuminated)	12.5-50.0	4.6-1.2	4.2-1.1	431	1. o. 2.	34	9m - ∞	1216	74 MOA / MT	± 14 MOA / DT	1/8 MOA

Accessories



Killflash honeycomb filter

The honeycomb filters available for different sizes of objective lens minimize reflections from the objective lens frontline, preventing the marksman from being detected.

- Honeycomb filter Killflash 20 mm
- Honeycomb filter Killflash 24 mm RAL 8000
- Honeycomb filter Killflash 42 mm
- Honeycomb filter Killflash 50 mm
- Honeycomb filter Killflash 50 mm RAL 8000
- Honeycomb filter Killflash 50 mm RAL 8000 with lens cover
- Honeycomb filter Killflash 50 mm with lens cover
- Honeycomb filter Killflash 56 mm



Lens cover

These objective lens protective covers were developed specifically for the discerning marksman. They can be folded up against the tube body, and engage easily in this position. The ease of rotation of the protective cover is also assured by means of some precision detents, meaning that it can always be moved into a position in which it does not obstruct the marksman when at work.

- Lens cover 24 mm with mounting ring
- Lens cover 24 mm with mounting ring RAL8000
- Lens cover 42 mm with mounting ring
- Lens cover 50 mm
- Lens cover 50 mm with mounting ring
- Lens cover 50 mm with mounting ring RAL 8000
- Lens cover 56 mm
- Lens cover 56 mm with mounting ring



Ocular cover

The protective covers for scopes can be fitted to the head of the scope and lock into this position. Without adjusting the scope, these are easy to turn and can always be positioned outside the field of view.

- Ocular cover 43 mm
- Ocular cover 43 mm with mounting ring
- Ocular cover 43 mm with mounting ring RAL 8000
- Ocular cover for 1-8x24 / 3-20x50 / 5-20x50





Grey filter

Our grey filters are made from high-quality glass and can be screwed into place in front of the objective lens if required.

- Grey filter 50 mm
- Grey filter 56 mm



Yellow filter

Our yellow filters are made from high-quality glass and can be screwed into place in front of the objective lens if required.

- Yellow filter 50 mm
- Yellow filter 56 mm



Polarization filter

The polarisation filter can be attached to the front of the scope, making it possible to see through panes of glass.



Polarization filter

This new kind of polarisation filter can be screwed easily into the ocular, making it possible to see through panes of glass.

- Available for the especially adapted models:
3-27x56 PM II High Power and 3-20x50 PMII



Laser filter

Our laser filter is available for 532 nm (green) or 1064 nm (infrared) wavelength and can be screwed into the objective lens. The laser filter protects shooter's eye from non-eyesafe laser damage.

- Laser filter 50 mm
- Laser filter 56 mm
- Laser filter 50 mm RAL 8000
- Laser filter 56 mm RAL 8000



Other laser filters for blue, green, red and IR available on request.

Accessories



Sun shade

Sun shades are available for various objective lens diameters and in various colours, and prevent light from entering the lens at an angle and adversely affecting reflexes.

- Sun shade
- Sun shade objective (42 mm / 50 mm / 56 mm)



Butler Creek

The Butler Creek protective covers are the simplest form of protection for the lens elements on the scope and lens against soiling while in transit. They simply snap into place on whichever scope you care to use.

- Butler Creek ocular (43 mm / 48 mm)
- Butler Creek objective (50 mm / 56 mm)



Protective cover

These protective covers, used primarily for hunting, can simply be fitted over the scope, and can be stored easily in a pocket of a weapons case while hunting.

- Protective cover for 1-8x24
- Protective cover for 1.25-4x20 / 1.1-4x24
- Protective cover for 1.5-6x42
- Protective cover for 2.5-10x56 Zenith
- Protective cover for 2.5-10x56 Klassik
- Protective cover for 3-12x42 / 4-16x42 / 10x42
- Protective cover for 3-12x50 Zenith / 7x50
- Protective cover for 4-16x50 Klassik / PM II
- Protective cover for 6x42
- Protective cover for 4x36
- Protective cover for 5-25x56 PM II

Cleaning Kit

The Schmidt & Bender cleaning kit enables you to clean and care for your scope properly.



Throw Lever

This unique and patented development of a magnification throw lever will be available for many of the popular PM II models, as well as for the 1-8x24 Exos with tactical magnification ring.

- Effortless magnification change
- Full body CNC machined design





Field Target

The Field Target accessories can be purchased separately as individual items. This range was specifically designed for the challenging application of Field Target shooting.

- Sidewheel 130mm Field Target
- Adapter for height adjustment of Field Target
- Parallax indicator with liquid level
- Energy container incl. battery
- Light protection ocular, 90mm long



Tactical Bag

The new Tactical Bag protects your Schmidt & Bender rifle scope and allows the comfortable transport of your weapon system. A target detection is even possible with an attached bag, due to the removable lids. The mesh pocket inside offers storage space for accessories. Suitable for all Schmidt & Bender models and available in black and coyote.



S	M	L
---	---	---

HUNTING

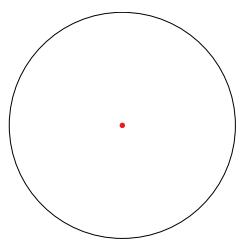
1.1-5x24 Stratos	2.5-10x50 Polar T96	4-16x56 Polar T96
1.5-8x42 Stratos	3-12x54 Polar T96	2.5-10x56 Klassik
1.1-4x24 Zenith	2.5-13x56 Stratos	4-16x50 Klassik
1.5-6x42 Zenith	2.5-10x56 Zenith	8x56 Klassik
1-8x24 Exos	3-12x50 Zenith	
1.25-4x20 Klassik	3-12x50 Klassik	
	3-12x42 Klassik	
	6x42 Klassik	
	10x42 Klassik	

POLICE & MILITARY

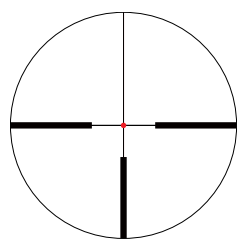
1.1-8x24 PM II High Power	3-20x50 PM II Ultra Short	3-20x50 PM II
1-8x24 PM II ShortDot	5-20x50 PM II Ultra Short	5-25x56 PM II
1.5-8x26 PM II ShortDot	3-12x50 PM II	12-50x56 PM II
	3-12x56 PM II Ultra Bright	4-16x56 PM II Ultra Bright
	10x42 PM II	3-27x56 PM II High Power
		5-45x56 PM II High Power

COMPETITION

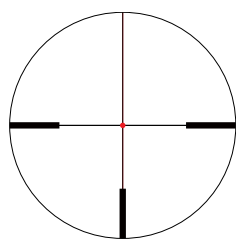
		12.5-50x56 Field Target II
--	--	----------------------------



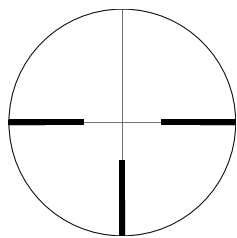
FD0



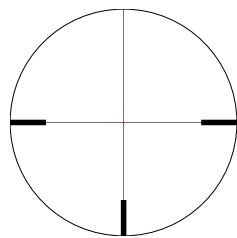
FD4



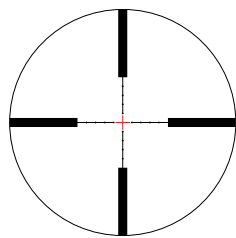
FD7



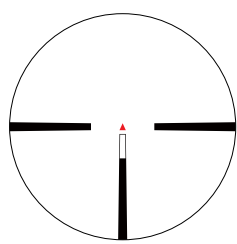
D4



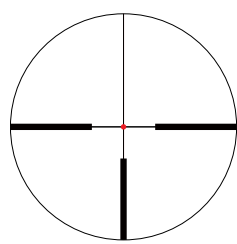
D7



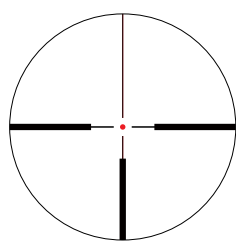
P3L



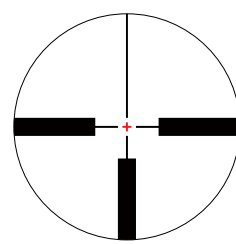
L1



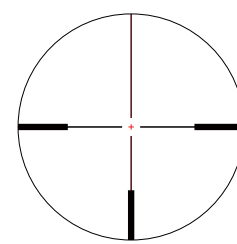
L3



L3 (8x56)

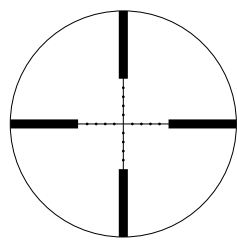


L4

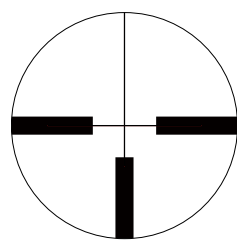


L7

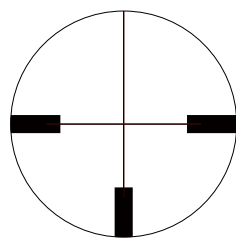
Non-illuminated



P3

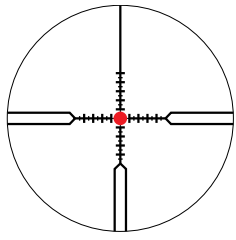


A4

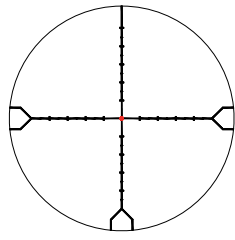


A7

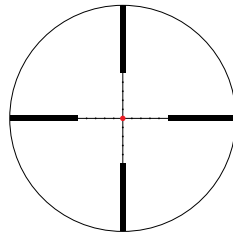
Illuminated



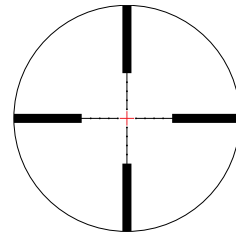
CQB, 1. FP



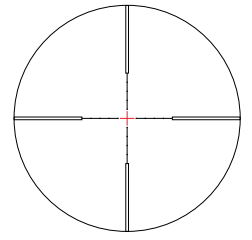
CQB2, 2. FP



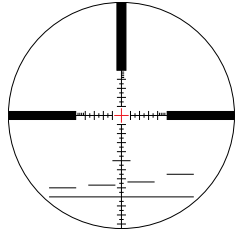
P3 FD (MilDot), 1. FP



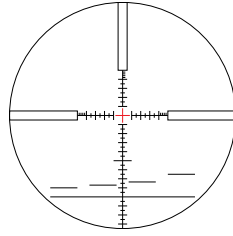
P3L (MilDot), 1. FP



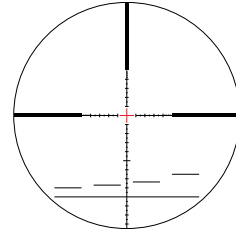
P3L (MilDot), 2. FP



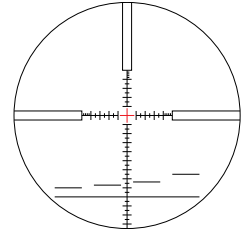
P4L, 1. FP



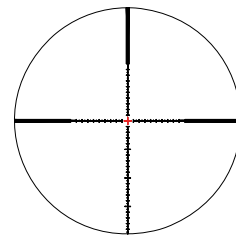
P4L, 2. FP



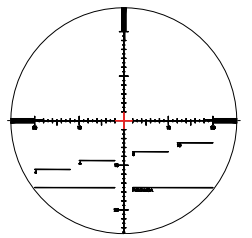
P4FL, 1. FP



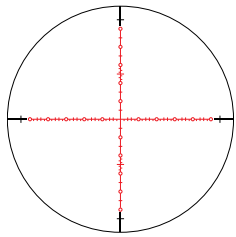
P4FL, 2. FP



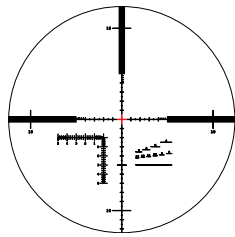
P4FL-MOA, 1. FP



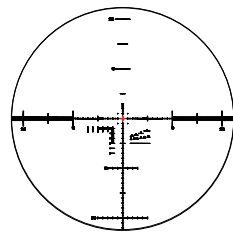
P4FL2-MOA, 2. FP



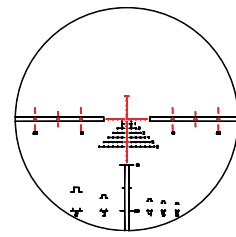
H2CMR, 1. FP



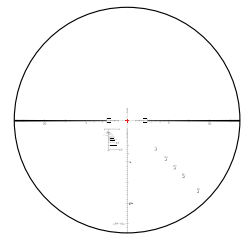
MSR2, 1. FP



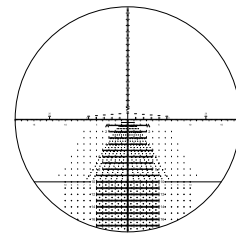
MSR2, 1. FP



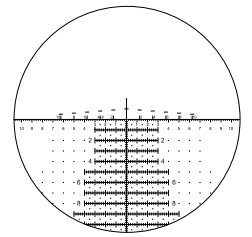
MDR-T6, 1. FP



LRR-MIL, 1. FP

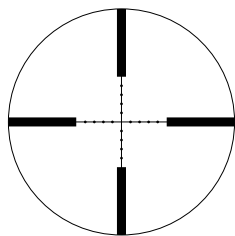


TReMoR3, 1. FP

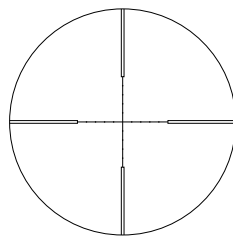


H59, 1. FP

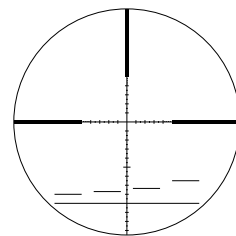
Non-illuminated



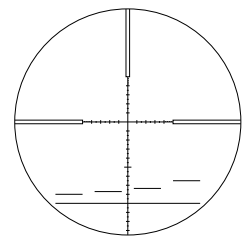
P3 MilDot, 1. FP



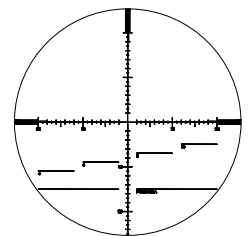
P3 MilDot, 2. FP



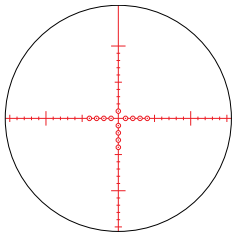
P4 fine, 1. FP



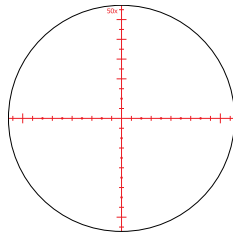
P4 fine, 2. FP



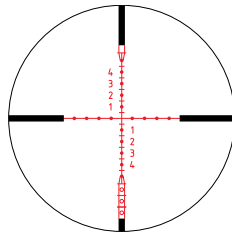
P4F2-MOA, 2. FP



Sports FT1L, 1. FP

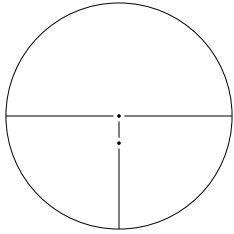


Sports FT2L, 2. FP

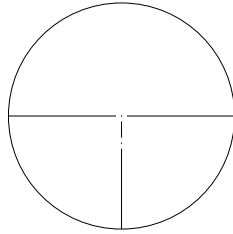


Sports FT3L, 2. FP

Non-illuminated



Sports, 2. FP



Sports fine, 2. FP

SCHMIDT BENDER

Schmidt & Bender GmbH & Co. KG
Am Großacker 42 | D - 35444 Biebertal, Germany
T: +49 (0) 6409 - 8115 - 0 | F: +49 (0) 6409 - 8115 - 11
info@schmidt-bender.de | www.schmidt-bender.de